NOEL ANDERSON
ANDREA BOWERS
GRAPHING CONNECTIONS

Contemporary Arts Center

Noel Anderson: *Blak Origin Moment*
Andrea Bowers: *Womxn Workers of the World Unite!*

GRADE LEVEL: 3RD - 6TH GRADE
*This lesson can be adapted for various grade levels

Please be advised – some of the work on display in our Level 2 galleries contains mature themes including language and violent situations.



How would your community be different if everyone were exactly the same? How is a community strengthened by the unique attributes of its members?

How do graphs make information easier to understand and interpret? What is a Venn Diagram? When are Venn Diagrams most useful? How can we use Venn diagrams to learn more about others and ourselves?

In this lesson students will explore qualities that they share with members of their class as well as the personal traits and interests that make them unique individuals. The class will be introduced to or review the concept of Venn Diagrams and demonstrate how they can be used to visually compare and contrast multiple entities. Finally, the students will work together to identify and explore ways a community can embrace and be strengthened by the differences each person brings to the group.

VOCABULARY

Venn diagram
Compare
Contrast
Community
Unique
Commonality
Unity
Tolerance
Respect
Diversity

**Work with your class to add vocabulary words to this list*

MATERIALS

Venn diagram template (2 or 3) circles
Pen/pencil/Markers

BEFOREHAND

- Tour the Noel Anderson and Andrea Bowers exhibit at the CAC
- Collect materials

DISCUSSION

- Discuss how Noel Anderson and Andrea Bowers both address the challenges and importance of diversity in a community.
- Define and discuss the idea of community.
- Identify several communities that everyone in the room belongs to. For example they are in the same class, grade, school, neighborhood, city, state, etc.
- Discuss the importance of diversity in a community.
- Introduce or review Venn diagramming. Discuss how a Venn diagram is a tool used to visually compare and contrast the attributes of two or more entities.
- On the board draw a 2 circle Venn diagram.
- Create an example using two characters from a novel you are reading for Language Arts or historical figures you are studying in social studies.

Girlfriends (May Day March, Los Angeles, 2011) detail - Andrea Bowers, 2011, Graphite on paper.

PROCEDURE

- Divide the students into groups of 2
- Ask the students to consider how a friend might describe them to someone who they have never met.
- Have each student list nouns, adjectives and phrases that they believe others would use to describe them. This might include physical appearance, talents, interests, beliefs etc. For example: tall, friendly, student, passionate about animal rights, football player, smart, stepbrother, kind, brown hair and blue eyes....
- Have each group compare their lists and identify things they have in common as well as the traits that are unique to each. Through discussion they may need to agree on descriptive words that are not on both lists but represent both individuals.
- Have the students draw a Venn diagram or use the template.
- Label each circle with the name of one member of the group.
- In the area of the circle that does not intersect write the attributes that are unique to each member.
- In the area where the circles intersect write the attributes that they share.

PROCEDURE (CONTINUED)

- Ask the students to consider the things they all have in common as well as the ways they are different from their partner. Discuss this with the class.
    - Were you surprised by any of the things you have in common?
    - Did you learn anything new about your partner?
    - How do you think a group or community benefits from the things its members have in common?
    - How does the group benefit from the ways they are different?
    - How can communities benefit from both commonality and diversity?
    - Brainstorm words or phrases that represent the ways community members can embrace their differences for the benefit of the whole. For example:
        - Tolerance
        - Respect
        - Openness
        - Interest
        - Empathy

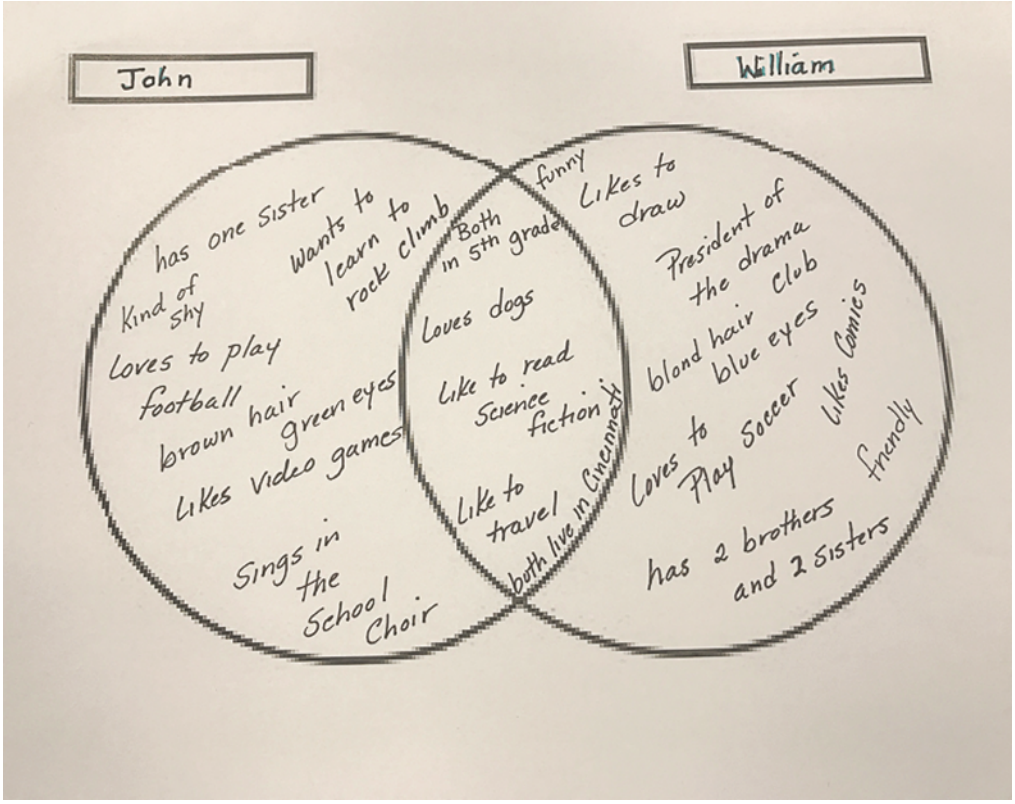

GRAPHING CONNECTIONS
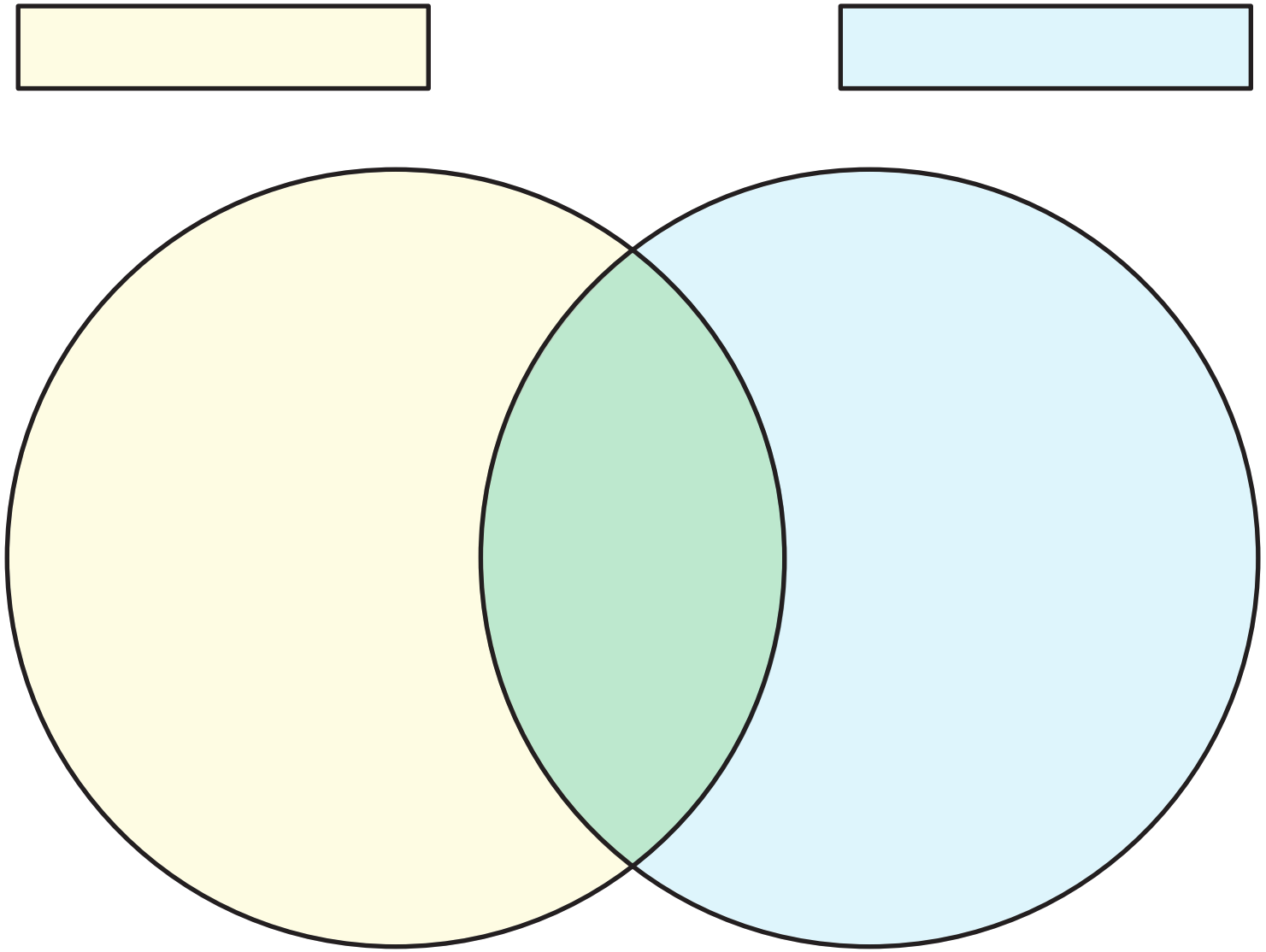
Contemporary Arts Center